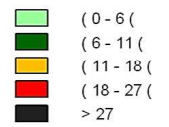
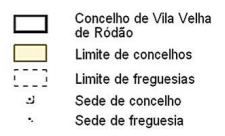


DECLIVES DO CONCELHO DE VILA VELHA DE RÓDÃO

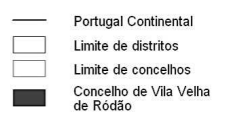
CLASSES DE DECLIVES (Graus)



LIMITES ADMINISTRATIVOS



ENQUADRAMENTO NACIONAL



Data de elaboração: Março de 2010	Escala: 1:117.000	Mapa n.º 3
---	-----------------------------	----------------------

Fonte(s):
IGP (2009)
CMVVR (2009)

Projeção rectangular de Gauss-Kruger
Elipsóide de HAYFORD
DATUM LISBOA
Coordenadas HAYFORD-GAUSS,
DATUM LISBOA (ponto fictício)



Elaborado por:
 metacortex

